

Children's Products Recall Trends Report

For EU, USA and AUS
2022 Quarter 4



Add value.
Inspire trust.



SAFETY GATE



CONSUMER PRODUCT SAFETY COMMISSION



PRODUCT SAFETY AUSTRALIA

2022 Q3

Top Risks

18



Injuries (10)




Choking (6)



Compared to 2022 Q2

2022 Q4

11



Choking (9)



Strangulation (2)



Compared to 2021 Q4

2021 Q4

18



Chemical (6)



Choking (5)

5



Injury (1)



Strangulation (1)



Compared to 2022 Q2

3



Fall (3)



Compared to 2021 Q4

2



Fall (1)



Drowning (1)

1



Injury (1)



Compared to 2022 Q2

5



Injuries (3)



Choking (1)



Compared to 2021 Q4

1



Injury (1)

2022 Q3

2022 Q4

2021 Q4

Index

1

European Union – Safety Gate

2

USA – Consumer Product Safety Commission (CPSC)

3

Australia – Product Safety Australia (PSA)

4

Disclaimers



EUROPEAN UNION

Total Recalls And Risk

Total Recalls

18

2021 Q4



11

2022 Q4



18

2022 Q3

Top Risks



6

Injuries



5

Choking



9

Choking



2

Strangulation



10

Injuries



6

Choking



EUROPEAN UNION

Type of Risks & Number of Cases Reported



Physical risks



Type of risks	No. of cases reported
Choking	5
Strangulation	2
Choking, strangulation	2
Choking, injuries, strangulation	1
Choking, suffocation	1



EUROPEAN UNION

Countries / Territories with Most Notifications Submitted

For this quarter, **8** of the 30 EEA member countries submitted a total of **11** notifications for children's products.

Bulgaria, France and **Spain** had **2** notifications each, which was the joint highest for this quarter

Other EU countries comprises of **Austria, Denmark, Iceland, Poland** and **The Netherlands** with **1** notification each



BULGARIA

2 Notifications submitted



FRANCE

2 Notifications submitted



SPAIN

2 Notifications submitted



Other EU Countries (5)

Index

1

European Union – Safety Gate

2

USA – Consumer Product Safety Commission (CPSC)

3

Australia – Product Safety Australia (PSA)

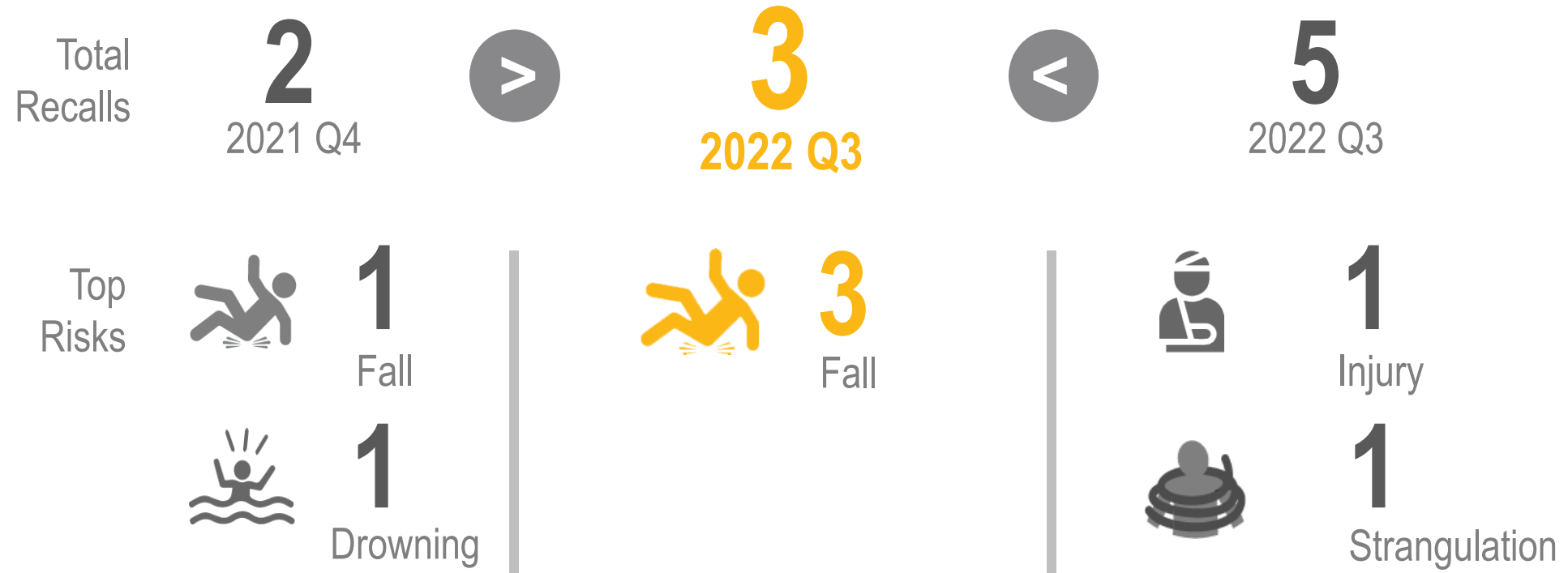
4

Disclaimers



UNITED STATES OF AMERICA

Total Recalls and Risk





UNITED STATES OF AMERICA

Type of Risks & Number of Cases Reported

Type of risks		No. of cases reported
Fall		3



UNITED STATES OF AMERICA

Recall Figures



19

incidents

18 injuries and
1 burn reported



296,280

Units (*approximately 72%*)
of the affected products
were children's products



167

reports

received



2,015,765

Units of hardlines, softlines, toys
and children's products recalled



**USD 140 to
USD 1000**

unit cost

per recalled
product

Index

1

European Union – Safety Gate

2

USA – Consumer Product Safety Commission (CPSC)

3

Australia – Product Safety Australia (PSA)

4

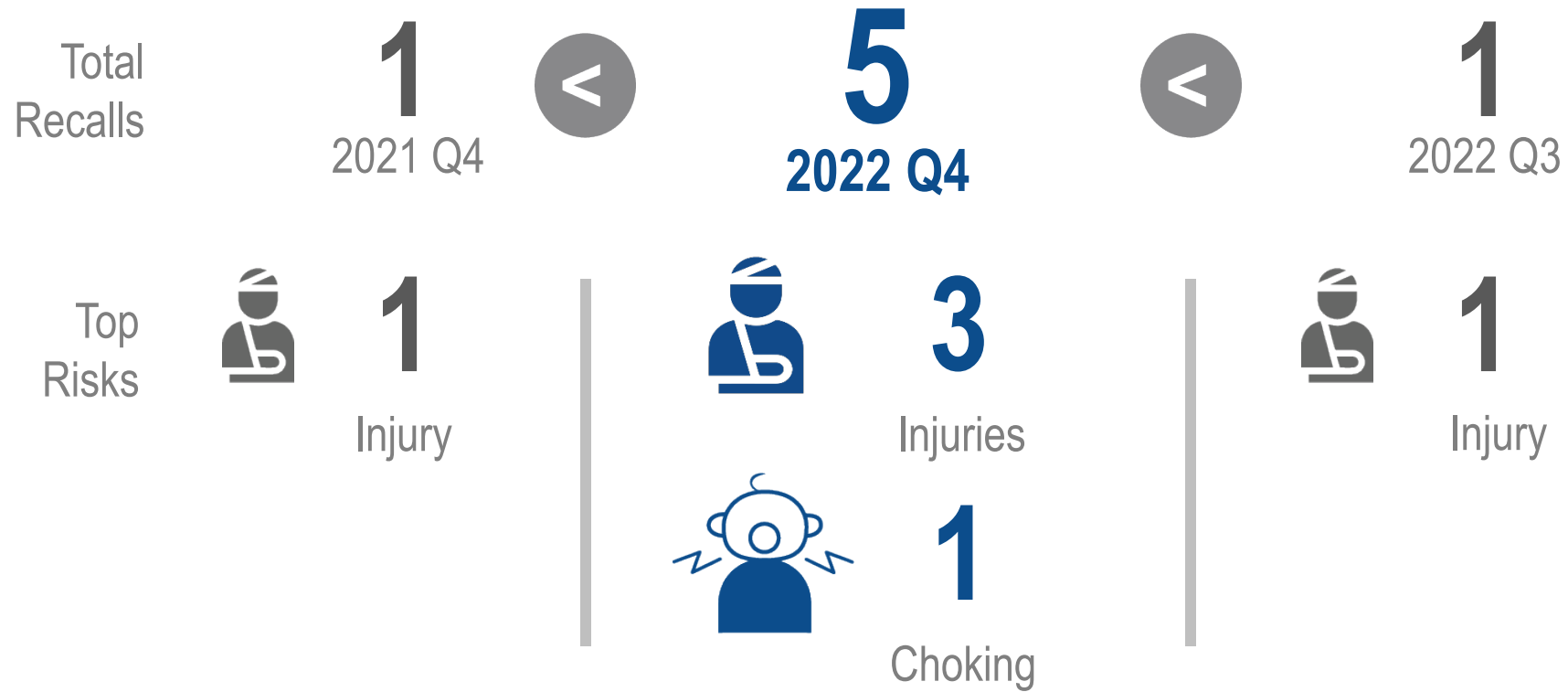
Disclaimers





Australia

Total Recalls And Risk





Australia

Type of Risks & Number of Cases Reported

Type of risks		No. of cases reported
Injuries		3
Choking, death		1
Strangulation		1



Australia

Type of Risks & Number of Cases Reported



3

Injuries



1

Choking,
death



1

Strangulation

Index

1

European Union – Safety Gate

2

USA – Consumer Product Safety Commission (CPSC)

3

Australia – Product Safety Australia (PSA)

4

Disclaimers

Disclaimers

General Disclaimer

All reasonable measures have been taken to ensure the quality, reliability, and accuracy of the information in the content. However, TÜV SÜD is not responsible for the third-party content contained in this publication. TÜV SÜD makes no warranties or representations, expressed or implied, as to the accuracy or completeness of information contained in this publication. This publication is intended to provide general information on a particular subject or subjects and is not an exhaustive treatment of such subject(s). Accordingly, the information in this publication is not intended to constitute consulting or professional advice or services. If you are seeking advice on any matters relating to the information in this publication, you should – where appropriate – contact us directly with your specific query or seek advice from qualified professional people. TÜV SÜD ensures that the provision of its services meets independence, impartiality and objectivity requirements. The information contained in this publication may not be copied, quoted, or referred to in any other publication or materials without the prior written consent of TÜV SÜD. All rights reserved © 2023 TÜV SÜD.

Confidentiality Clause

All information contained in this PDF provided by TÜV SÜD shall be treated confidential. The customer undertakes (i) not to disclose this information to third parties without TÜV SÜD's prior approval, (ii) to make it available to its employees only on a need-to-know basis and (iii) to use it only for the purpose for which it was provided.



SAFETY GATE

Weekly overview reports of Rapid Alert System notifications, published free of charge in English on ec.europa.eu/consumers/rapid-alert-system, © European Union, 2005 – 2023

The official contact points of the EU Member States and EFTA-EEA countries provide the information that is published in these weekly overviews. Under the terms of Annex II.10 to the General Product Safety Directive (2001/95/EC), responsibility for this information lies with the notifying party. The Commission does not take any responsibility for the accuracy of the information provided.

Reference Links

- [Weekly Safety Gate report](#)
- [List of Safety Gate contact points](#)
- [Guideline for management of Safety Gate](#)



CONSUMER PRODUCT SAFETY COMMISSION

Reference Links

- Recent CPSC Recall: <http://www.cpsc.gov/en/Recalls/>
- CPSC Recall Handbook: <http://www.cpsc.gov//PageFiles/106141/8002.pdf>
- CPSC Violations: <https://www.cpsc.gov/Recalls/Violations/>

Source: Consumer Product Safety Commission (CPSC), <http://www.cpsc.gov/>



PRODUCT SAFETY AUSTRALIA

Reference Links

- Recent Product Safety Australia Recall: <http://www.recalls.gov.au/>